

DAY 247

Disclaimer: Figures that are yet-to-be verified by the UN are attributed to their source. Casualty numbers have been provided by the Ministry of Health (MoH) or the Government Media Office (GMO) in Gaza and the Israeli authorities. Previous data breakdowns provided in this snapshot of women and children killed were attributed to the GMO based on reported fatalities. The fatality breakdowns currently cited are those that the MoH in Gaza has recently fully identified out of the higher number of casualties they report.

KEY FIGURES



37,084  
Palestinian fatalities

Source: MoH Gaza



~1.7 million  
internally displaced persons  
(75% of Gaza)

Source: UNRWA



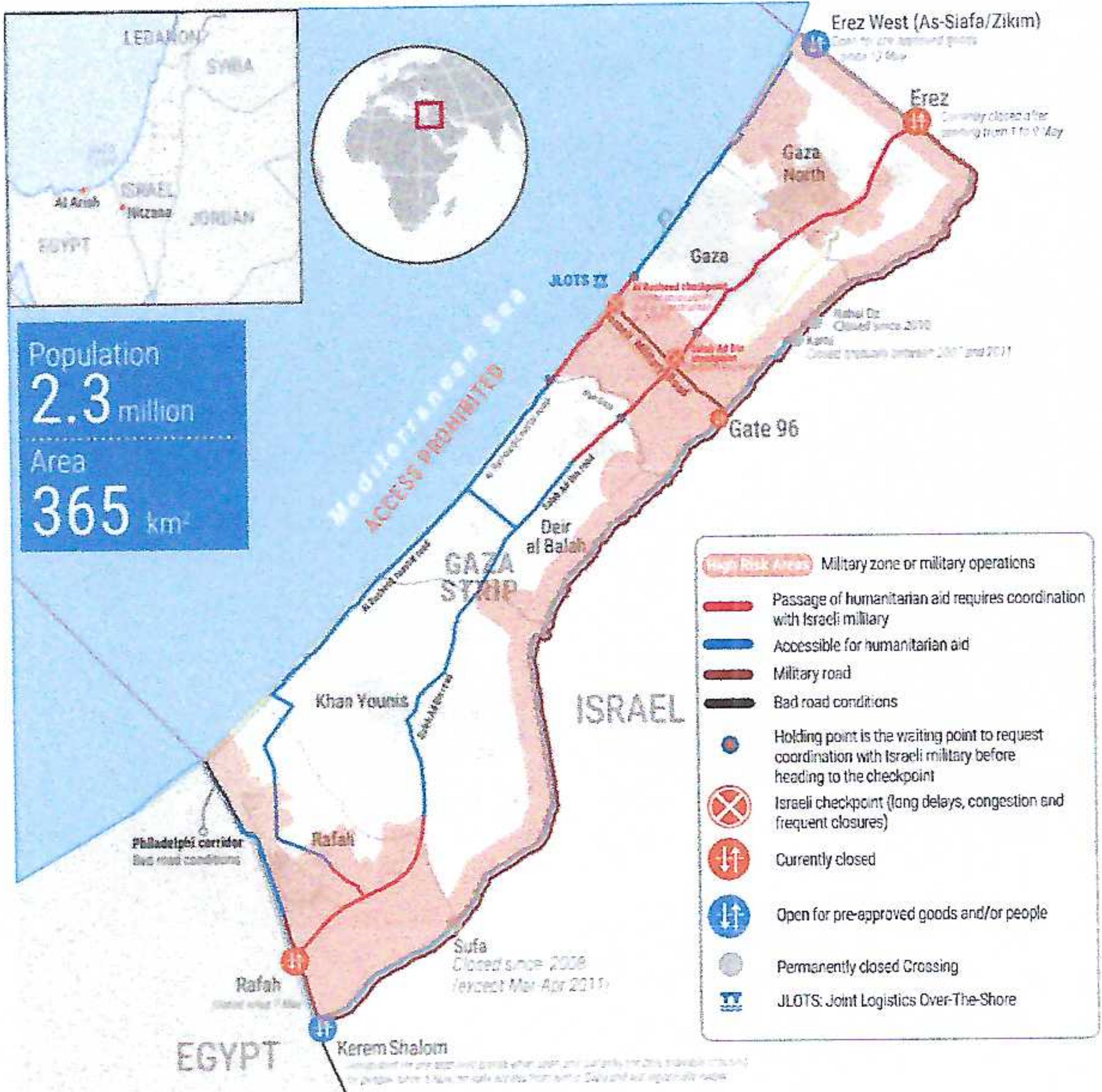
1.1 million  
people projected to face catastrophic  
levels of food insecurity (IPC Phase 5)

Source: IPC projection  
for 16 March - 15 July 2024



0 hours  
Full electricity blackout

Source: GEDCO




REPORTED CASUALTIES (Cumulative) as of 9 June 2024

Palestinians\*

37,084  
Reported fatalities include

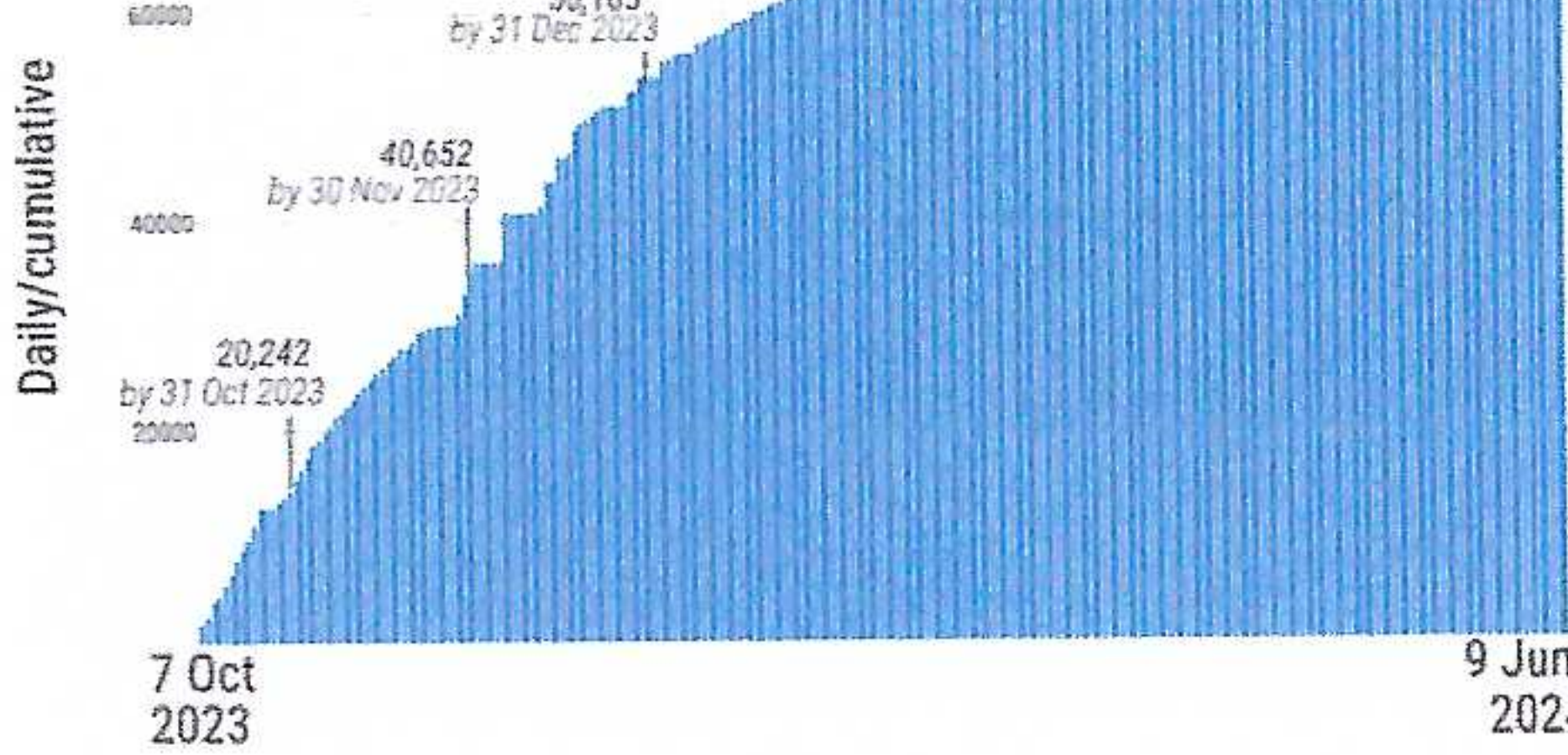
24,686 identified, as of 30 April as:  
10,006 men (40%) 4,959 women (20%)  
7,797 children (32%) 1,924 elderly (8%)



Separately, more than 10,000 reported missing or under the rubble (source: GMO and PCD)

\*Source: MoH Gaza

84,494  
Reported injuries



\*Source: MoH Gaza

Israelis\*\*

Israel

Over 1,200\*\*\*  
Reported fatalities  
1,162 identified fatalities,  
including at least 33 children

~5,400  
Reported injuries

Gaza\*\*\*\*

294 Reported fatalities  
1,908 Reported injuries  
estimated 120 hostages remain in Gaza

\*\* According to Israeli media citing official sources

\*\*\* This includes fatalities on 7 October and the immediate aftermath, including foreign nationals.

\*\*\*\* The reported Israeli casualties are soldiers killed or injured since the start of the ground operation

FOOD SECURITY

- 265K people facing crisis levels of food insecurity (IPC Phase 3).\*
- 854K people facing emergency levels of food insecurity (IPC Phase 4).\*
- 1.1 million people facing catastrophic levels of food insecurity (IPC Phase 5).\*
- 60-70% of meat and dairy-producing livestock killed or prematurely slaughtered (source: FAO).

\*Source: IPC projection for 16 March - 15 July 2024

NUTRITION\*

- Over 96% of women and children aged 6-23 months are not meeting their nutrient requirements due to lack of minimum diet diversity.
- 346,000 children under five and 160,000 pregnant and breastfeeding women require feeding and micronutrient supplements.
- >50,000 children are estimated to require treatment for acute malnutrition in 2024

\*Source: Nutrition Cluster

EDUCATION\*

- ~625,000 students with no access to education.
- ~6,830 students and 334 educational staff killed (source: MoE, as of 4 June).
- 88% of all school buildings (516 out of 563) sustained some level of damage, including 54% directly hit (as of 3 May).
- 68% of school buildings used as IDP shelters were directly hit or damaged (as of 3 May).

\*Source: Education Cluster, unless otherwise noted

SHELTER\*

- 1.5 m<sup>2</sup> average space per person in IDP shelters, below the minimum standard of 3.5 m<sup>2</sup> per person.
- ~100,000 households estimated to be in urgent need of shelter support.

\*Source: Shelter Cluster

PROTECTION

- ~1.7 million internally displaced persons. (source: UNRWA).
- >1 million children in need of mental health and psycho-social support. (source: UNICEF).
- ~17,000 children are unaccompanied or separated. (source: UNICEF).
- At least 272 aid workers killed (265 nationals, 7 foreigners), including:
  - 197 UN staff- UNRWA: 193; WHO: 1; UNDP: 1; UNOPS: 1; UNSS: 1.
  - 33 PRCS staff and volunteers, including 19 while on duty.
  - At least 42 other aid workers.
- 498 health workers killed, including at least 15 also counted under aid workers above (source: MoH Gaza).
- 70 Civil Defence staff killed while on duty (source: PCD).
- 150 journalists and media workers killed (source: GMO).

WATER AND SANITATION\*

- Three water pipelines coming from Israel are partially operational.
- Two out of three water desalination plants are operational.
- 95,000m<sup>3</sup> to 108,000 m<sup>3</sup> of water per day produced over the past two weeks.
- ~340,000 tons of accumulated solid waste and two landfills remain inaccessible.

\*Source: WASH Cluster

INCOMING TRUCKLOADS\*

- The pre-crisis average per working day in 2023 was 500 truckloads, including fuel.

\*Commercial trucks are not captured in the totals following 7 May, as the UN has been unable to directly observe the arrival of private sector cargo at Kerem Shalom crossing. Fuel is not included.

HEALTH\*

- 17 hospitals partially functional (3 in North Gaza, 7 in Gaza, 3 in Deir al Balah, 4 in Khan Younis).
- 19 hospitals are out of service.
- 6 field hospitals, including 4 fully functional and 2 partially functional.
- 39% of primary health care centres are partially functional (38 out of 97).
- 29% (7 out of 24) UNRWA health centres operational (source: UNRWA, as of 5 June).
- 12 Emergency Medical Teams (EMTs) deployed, none in northern Gaza.
- ~844,000 cases of acute respiratory infections (as of 19 May).
- ~470,600 cases of diarrhea, including ~112,800 children under five (as of 19 May).
- 46% (5,857 out of 12,760) of critical patients who submitted requests for medical evacuation were approved; these include 38% (4,895) who were medically evacuated abroad as of 7 May.
- As of 8 June, 1,550 patients (an average of 50 per day) have not been evacuated since the closure of Rafah Crossing, placing further stress on Gaza's few remaining health facilities.

\*Source: WHO, unless otherwise noted

REPORTED DAMAGE

- >60% of residential buildings (source: World Bank, as of Jan 2024).
- >80% of commercial facilities (source: World Bank, as of Jan 2024).
- 155 health facilities (source: MoH Gaza).
- 186 UNRWA installations. (source: UNRWA).
- 130 ambulances (source: MoH Gaza).

HUMANITARIAN ACCESS IN MAY

